

Prepared for [REDACTED]

10/14/2020



[REDACTED]
[REDACTED]

3 bed / 1 bath

Technician's comments:
Basement is musty.

KEY ANCILLARY ITEMS

CONDITION 

Air Filter (20 x 20 x 1)	Basement		
Smoke Alarm (Wireless)	Hallway/Stairway	Exp. Oct 2029	
Smoke Alarm (Wireless)	Bedroom 1	Exp. Oct 2029	
Smoke Alarm (Wireless)	Bedroom 2	Exp. Oct 2029	
Smoke Alarm (Wireless)	Bedroom 3	Exp. Oct 2029	



Services Performed



ROOM	DESCRIPTION
Hallway/Stairway	Wireless Smoke Alarm
Bedroom 1	Smoke Alarm
Bathroom 1	Door Stop
Bedroom 3	Door Stop
Bedroom 3	Door Stop
Kitchen	Door Stop
Hallway/Stairway 2	Door Stop
Laundry Room	Wireless Smoke Alarm
Basement	20 x 20 x 1 Air Filter



Items that Need Attention Summary




ROOM	ITEM	COMMENTS
Basement	Light Fixtures	Does not turn on
	Windows	Window broken
	Other	Moisture present in basement
	Air Filter (20 x 20 x 1)	Back Wet
Bathroom 1	Ceiling	Cracks in ceiling showing signs of settling.
	Light Fixtures	Bulb is missing
	Tub/Fixture	
	Towel Bars	Towel bar is pulling away from the wall.
Bedroom 1	Ceiling	The ceiling is discolored.
	Ceiling	Swag in ceiling
Bedroom 2	Floors	Bump in flooring
	Ceiling	Ceiling dropping down
Bedroom 3	Ceiling	Hole and bow in ceiling
Entry	Front Door Exterior	Discoloring on trim
	Front Door Exterior	Scratches; stains; discoloration or chipping of door casing
	Patio/Porch	Rot on patio roof

Front Exterior	Left Side Yard	Bamboo overgrown
	Driveway	Major cracks in driveway
	Downspout/Splash Blocks	Splash guard moved
	Trees/Shrubs/Landscaping	Overgrown
	Drainage Issues	Right side of house
	Carport	Lightning out
Hallway/Stairway	Walls/Paint	The wall is discolored
Kitchen	Walls/Paint	Holes in wall.
	Cabinet Under Sink	Hole in back wall
	Cabinet Under Sink	Hole in base
Living Room	Ceiling	The ceiling is discolored.
	Ceiling	The ceiling is discolored.
Rear Exterior	Rear Door	Gap under back door
	Drainage Issues	Right side of house
	Porch/Patio/Deck	Deck missing

There are no functioning carbon monoxide alarms at this property.



Basement
Light Fixtures
Does not turn on



Basement
Windows
Window broken



Basement
Other
Moisture present in
basement



Basement
Air Filter
Back
Wet



Bathroom 1
Ceiling
Cracks in ceiling showing signs of settling.



Bathroom 1
Light Fixtures
Bulb is missing



Bathroom 1
Tub/Fixture



Bathroom 1
Towel Bars
Towel bar is pulling away from the wall.



Bedroom 1
Ceiling
The ceiling is discolored.



Bedroom 1
Ceiling
Swag in ceiling



Bedroom 2
Floors
Bump in flooring



Bedroom 2
Ceiling
Ceiling dropping down



Bedroom 3
Ceiling
Hole and bow in ceiling



Entry
Front Door Exterior
Discoloring on trim

 Items that Need Attention Photos



Entry
Front Door Exterior
Scratches; stains;
discoloration or
chipping of door
casing



Entry
Patio/Porch
Rot on patio roof



Front Exterior
Left Side Yard
Bamboo overgrown



Front Exterior
Driveway
Major cracks in driveway



Front Exterior
*Downspout/Splash
Blocks*
Splash guard
moved



Front Exterior
*Trees/Shrubs/Land
scaping*
Overgrown

 Items that Need Attention Photos



Front Exterior
Drainage Issues
Right side of house



Front Exterior
Carport
Lightning out



Hallway/Stairway
Walls/Paint
The wall is discolored



Kitchen
Walls/Paint
Holes in wall.



Kitchen
Cabinet Under Sink
Hole in back wall



Kitchen
Cabinet Under Sink
Hole in base



Living Room
Ceiling
The ceiling is discolored.



Living Room
Ceiling
The ceiling is discolored.



Rear Exterior
Rear Door
Gap under back door























Rear Exterior
Drainage Issues
Right side of house



Rear Exterior
Porch/Patio/Deck
Deck missing

Front Exterior Summary

ITEM	RESULT
1. Address	 1 PHOTO
2. Carport	 ATTENTION
3. Center View	 1 PHOTO
4. Downspout/Splash Blocks	 ATTENTION
5. Drainage Issues	 ATTENTION
6. Driveway	 ATTENTION
7. Front Left View	 1 PHOTO
8. Front Right View	 1 PHOTO
9. Garage Door NA	 N/A
10. Left Side Yard	 ATTENTION
11. Light Fixtures	 OBSERVED
12. Mail Box	 1 PHOTO
13. Other	 N/A
14. Right Side Yard	 1 PHOTO
15. Roof/Trim/Gutter	 1 PHOTO
17. Street Overview	 1 PHOTO
18. Trees/Shrubs/Landscaping	 ATTENTION
19. Trees/Touching House	 1 PHOTO
20. Walkways	 1 PHOTO
21. Walls/Siding/Trim	 3 PHOTOS
22. Window Screens	 1 PHOTO
23. Yard	 1 PHOTO


Front Exterior Photos



Address



Carport



Carport



Carport



Carport



Center View

Front Exterior Photos



Downspout/Splash Blocks | Splash guard moved



Drainage Issues



Driveway | Major cracks in driveway



Driveway



Front Left View



Front Right View

Front Exterior Photos



Left Side Yard



Left Side Yard




Mail Box



Right Side Yard



Roof/Trim/Gutter




Street Overview

Front Exterior Photos



Trees/Shrubs/Landscaping




Trees/Touching House



Walkways



Walls/Siding/Trim | Left, Front, and Right Sides



Walls/Siding/Trim



Walls/Siding/Trim

Front Exterior Photos











Window Screens



Yard

Basement Summary

ITEM	RESULT
1. 20 x 20 x 1 Air Filter Damaged Removed	 ATTENTION
2. 20 x 20 x 1 Air Filter New Installed	 3 PHOTOS
3. Blinds/Drapes	 N/A
4. Ceiling	 1 PHOTO
5. Ceiling Fan	 N/A
6. Closets	 N/A
7. Door NA	 N/A
8. Door Stop NA	 N/A
9. Floor Drain/Drain Cover NA	 N/A
10. Floors	 2 PHOTOS
11. Light Fixtures	 ATTENTION
12. Other	 ATTENTION
13. Outlet/Switch Covers	 OBSERVED
14. Overview	 2 PHOTOS
16. Smoke Alarm NA	 N/A
17. Stairs	 N/A
18. Walls/Paint	 3 PHOTOS
19. Electric Water Heater (>10 yrs old)	 2 PHOTOS
20. Windows NA	 ATTENTION
Smell Test Musty odor	

Basement Photos



20 x 20 x 1 Air Filter Removed | Front




20 x 20 x 1 Air Filter Removed | Back



20 x 20 x 1 Air Filter Removed | Close-up of size/initials/date



20 x 20 x 1 Air Filter Installed | Front



20 x 20 x 1 Air Filter Installed | Back




20 x 20 x 1 Air Filter Installed | Close-up of size/initials/date

Basement Photos



Ceiling




Floors




Floors



Light Fixtures



Other



Overview

Basement Photos



Overview



Walls/Paint



Walls/Paint



Walls/Paint



Electric Water Heater | >10 yrs old | Rheem | Water heater (with expansion tank if present)




Electric Water Heater | >10 yrs old | Rheem | Water heater label

Basement Photos



















Windows



Windows

Rear Exterior Summary

ITEM	RESULT
1. Air Conditioner	 1 PHOTO
2. Animal Evidence NA	 N/A
3. BBQ Grill NA	 N/A
4. Downspout/Splash Blocks NA	 N/A
5. Drainage Issues	 ATTENTION
6. Fence NA	 N/A
7. Keyless Deadbolt/Pin Lock	 1 PHOTO
8. Light Fixtures Observed	 OBSERVED
9. Other NA	 N/A
10. Overview	 1 PHOTO
11. Pool NA	 N/A
12. Pool Fence & Lock NA	 N/A
13. Porch/Patio/Deck	 ATTENTION
14. Possible Hazard NA	 N/A
15. Rear Door	 ATTENTION
16. Rear Gate NA	 N/A
17. Roof/Trim/Gutter	 1 PHOTO
18. Satellite Dish Smell of sewage	 1 PHOTO
19. Shed/Storage Building NA	 N/A
20. Sliding Door Secondary Lock NA	 N/A
22. Trees/Shrubs/Landscaping	 1 PHOTO
23. Trees/Touching House	 1 PHOTO
24. Walkways NA	 N/A
25. Walls/Siding/Trim	 1 PHOTO
26. Window Screens	 1 PHOTO
27. Yard	 1 PHOTO
Smell Test Musty odor	


Rear Exterior Photos



Air Conditioner



Drainage Issues




Keyless Deadbolt/Pin Lock



Overview



Porch/Patio/Deck



Rear Door

Rear Exterior Photos



Rear Door




Roof/Trim/Gutter




Satellite Dish



Trees/Shrubs/Landscaping



Trees/Touching House



Walls/Siding/Trim | Left, Front, and Right Sides

Rear Exterior Photos



Window Screens



Yard

Entry Summary



ITEM	RESULT
1. Blinds/Drapes NA	N/A
2. Ceiling	1 PHOTO
3. Ceiling Fan NA	N/A
4. Closets NA	N/A
5. Door Stop	OBSERVED
6. Floors	1 PHOTO
7. Front Door Exterior	ATTENTION
8. Front Door Interior	1 PHOTO
9. Keyless Deadbolt/Pin Lock	1 PHOTO
10. Light Fixtures NA	N/A
11. Other NA	N/A
12. Outlet/Switch Covers Observed	OBSERVED
13. Overview	1 PHOTO
14. Patio/Porch	ATTENTION
15. Peephole NA	N/A
16. Railings NA	N/A
18. Smoke Alarm NA	N/A
19. Walls/Paint	1 PHOTO
20. Windows NA	N/A


Entry Photos



Ceiling




Floors



Front Door Exterior



Front Door Exterior



Front Door Exterior | Scratches; stains; discoloration or chipping of door casing

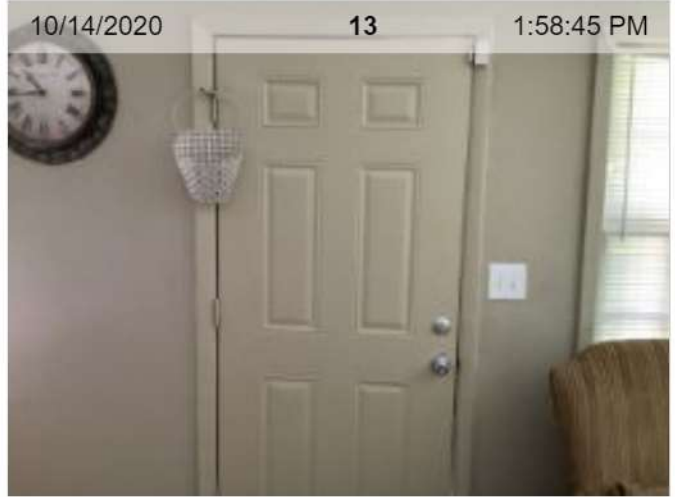


Front Door Interior


Entry Photos



Keyless Deadbolt/Pin Lock



Overview



Patio/Porch



















Patio/Porch



Walls/Paint

Living Room Summary

ITEM	RESULT
1. Blinds/Drapes Observed	 OBSERVED
2. Ceiling	 ATTENTION
3. Ceiling Fan	 N/A
4. Closets	 N/A
5. Door NA	 N/A
6. Door Stop NA	 N/A
7. Exterior Door NA	 N/A
8. Fireplace NA	 N/A
9. Floors	 1 PHOTO
10. Light Fixtures	 OBSERVED
11. Other NA	 N/A
12. Outlet/Switch Covers	 OBSERVED
13. Overview	 1 PHOTO
15. Smoke Alarm NA	 N/A
16. Walls/Paint	 3 PHOTOS
17. Windows Observed	 OBSERVED

Living Room Photos




Ceiling



Ceiling | The ceiling is discolored.




Ceiling | The ceiling is discolored.



Floors

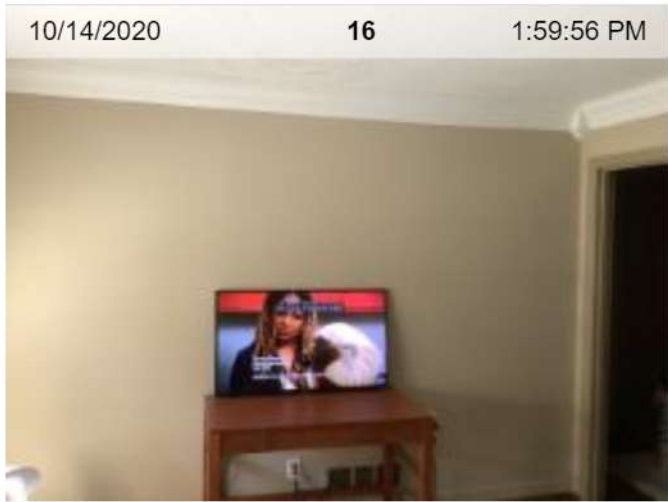


Overview




Walls/Paint

Living Room Photos
















Walls/Paint



Walls/Paint

Dining Room Summary



ITEM	RESULT
1. Blinds/Drapes	 OBSERVED
2. Ceiling	 1 PHOTO
3. Ceiling Fan	 N/A
4. Door	 N/A
5. Door Stop	 N/A
6. Floors	 1 PHOTO
7. Light Fixtures	 OBSERVED
8. Other NA	 N/A
9. Outlet/Switch Covers	 OBSERVED
10. Overview	 1 PHOTO
12. Smoke Alarm NA	 N/A
13. Walls/Paint	 3 PHOTOS
14. Windows	 OBSERVED


Dining Room Photos




Ceiling



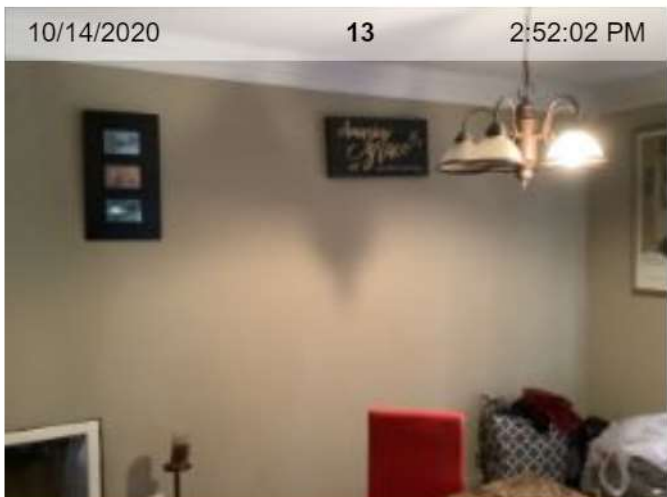
Floors



Overview



Walls/Paint



Walls/Paint



Walls/Paint

Kitchen Summary



ITEM	RESULT
1. Blinds/Drapes Observed	OBSERVED
2. Cabinet Under Sink	ATTENTION
3. Ceiling	1 PHOTO
4. Counter Top/Back Splash	1 PHOTO
5. Dishwasher NA	N/A
6. Door Observed	OBSERVED
7. Door Stop Removed	1 PHOTO
8. Door Stop Installed	1 PHOTO
9. Exhaust Fan	1 PHOTO
10. Faucet Spray Hose	OBSERVED
11. Floors	1 PHOTO
12. Garbage Disposal	N/A
13. Light Fixtures Observed	OBSERVED
14. Lower Cabinets	1 PHOTO
15. Microwave Oven NA	N/A
16. Other	N/A
17. Outlet/Switch Covers	OBSERVED
18. Overview	1 PHOTO
19. Pantry NA	N/A
20. Range/Cooktop/Oven	1 PHOTO
21. Refrigerator	1 PHOTO
22. Sink/Faucet	1 PHOTO
24. Upper Cabinets	1 PHOTO
25. Walls/Paint	ATTENTION
26. Windows Observed	OBSERVED


Kitchen Photos




Cabinet Under Sink



Cabinet Under Sink




Cabinet Under Sink



Ceiling



Counter Top/Back Splash



Door Stop Removed

Kitchen Photos




Door Stop Installed




Exhaust Fan



Floors



Lower Cabinets



Overview



Range/Cooktop/Oven | Frigidaire


Kitchen Photos




Refrigerator | Frigidaire



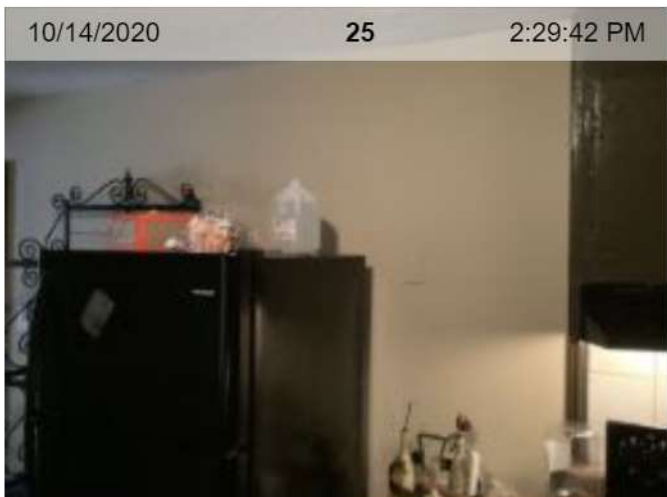
Sink/Faucet




Upper Cabinets



Walls/Paint




Walls/Paint



Walls/Paint
















Kitchen Photos



Walls/Paint | Holes in wall.

Hallway/Stairway Summary




ITEM	RESULT
1. Carbon Monoxide Alarm	 N/A
2. Ceiling	 1 PHOTO
3. Closets	 OBSERVED
4. Floors	 1 PHOTO
5. Light Fixtures	 OBSERVED
6. Other NA	 N/A
7. Outlet/Switch Covers	 OBSERVED
8. Overview	 1 PHOTO
9. Railings NA	 N/A
10. Security System	 1 PHOTO
12. Wireless Smoke Alarm Failed Removed	 FAILED
13. Wireless Smoke Alarm Passed Installed	 PASSED
14. Stairs	 N/A
15. Thermostat	 1 PHOTO
16. Walls/Paint	 ATTENTION


Hallway/Stairway Photos



Ceiling



Floors



Overview



Security System

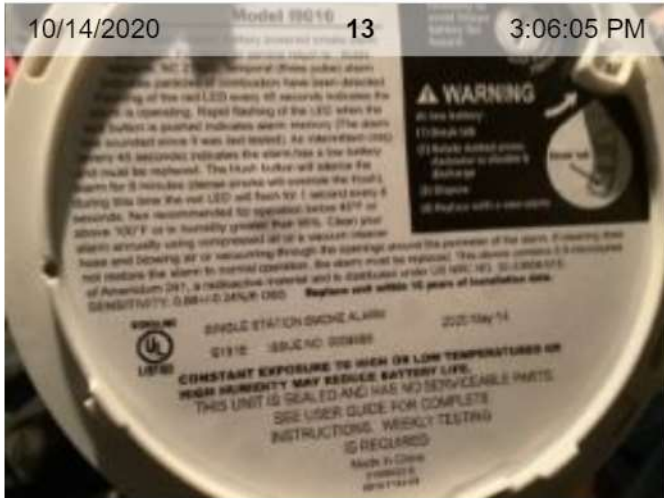


Wireless Smoke Alarm Removed (mfd 10/2019) | Smoke test: Failed



Wireless Smoke Alarm Removed (mfd 10/2019) | Smoke test: Failed | Close-up of printed manufacture

Hallway/Stairway Photos



10/14/2020 13 3:06:05 PM
Wireless Smoke Alarm Installed (mfd 5/2020) |
 Smoke test: Passed | Close-up of printed manufacture




10/14/2020 13 3:06:27 PM
Wireless Smoke Alarm Installed (mfd 5/2020) |
 Smoke test: Passed | Alarm in place (on ceiling or wall)



10/14/2020 15 2:02:05 PM
Thermostat



10/14/2020 16 2:03:08 PM
Walls/Paint



10/14/2020 16 2:03:14 PM
Walls/Paint



10/14/2020 16 2:03:28 PM
Walls/Paint
















Hallway/Stairway Photos



Walls/Paint | The wall is discolored

Bedroom 1 Summary



ITEM	RESULT
1. Blinds/Drapes	 OBSERVED
2. Ceiling	 ATTENTION
3. Ceiling Fan	 N/A
4. Closets	 OBSERVED
5. Door	 OBSERVED
6. Door Stop	 OBSERVED
7. Floors	 1 PHOTO
8. Light Fixtures	 OBSERVED
9. Other NA	 N/A
10. Outlet/Switch Covers	 OBSERVED
11. Overview	 1 PHOTO
13. Wireless Smoke Alarm Failed Removed	 FAILED
14. Wireless Smoke Alarm Passed Installed	 PASSED
15. Walls/Paint	 3 PHOTOS
16. Windows	 OBSERVED


Bedroom 1 Photos



Ceiling



Ceiling | The ceiling is discolored.



Ceiling



Floors



Overview




Wireless Smoke Alarm Removed (mfd 10/2019) |
Smoke test: Failed

Bedroom 1 Photos



10/14/2020 13 2:11:33 PM
Wireless Smoke Alarm Removed (mfd 10/2019) |
Smoke test: Failed | Close-up of printed manufacture



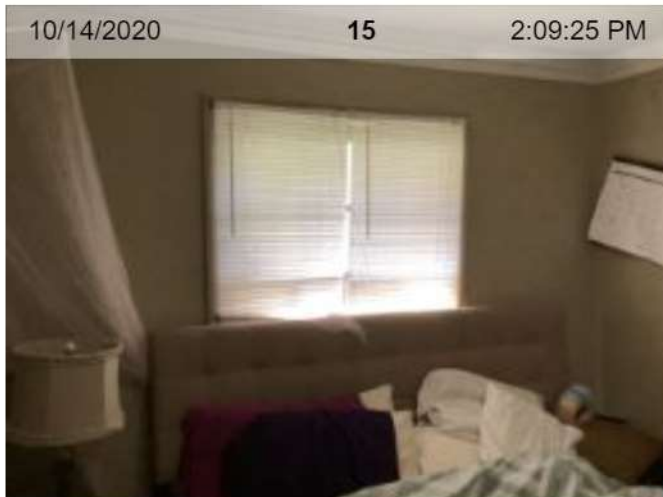
10/14/2020 14 3:05:04 PM
Wireless Smoke Alarm Installed (mfd 5/2020) |
Smoke test: Passed | Close-up of printed manufacture




10/14/2020 14 3:05:40 PM
Wireless Smoke Alarm Installed (mfd 5/2020) |
Smoke test: Passed | Alarm in place (on ceiling or wall)



10/14/2020 15 2:09:19 PM
Walls/Paint

















10/14/2020 15 2:09:25 PM
Walls/Paint




10/14/2020 15 2:09:37 PM
Walls/Paint

Bedroom 2 Summary



ITEM	RESULT
1. Blinds/Drapes	 OBSERVED
2. Ceiling	 ATTENTION
3. Ceiling Fan	 N/A
4. Closets	 OBSERVED
5. Door	 OBSERVED
6. Door Stop	 OBSERVED
7. Floors	 ATTENTION
8. Light Fixtures	 OBSERVED
9. Other NA	 N/A
10. Outlet/Switch Covers	 OBSERVED
11. Overview	 1 PHOTO
13. Wireless Smoke Alarm Passed	 PASSED
14. Walls/Paint	 3 PHOTOS
15. Windows	 OBSERVED


Bedroom 2 Photos




Ceiling




Ceiling



Floors



Floors

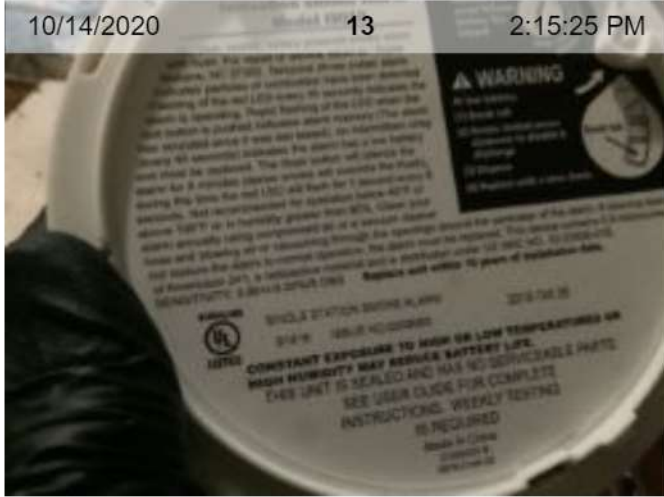


Overview



Wireless Smoke Alarm (mfd 10/2019) | Smoke test: Passed


Bedroom 2 Photos



Wireless Smoke Alarm (mfd 10/2019) | Smoke test: Passed | Close-up of printed manufacture date



Walls/Paint




















Walls/Paint



Walls/Paint

Bedroom 3 Summary



ITEM	RESULT
1. Blinds/Drapes	 OBSERVED
2. Ceiling	 ATTENTION
3. Ceiling Fan Observed	 OBSERVED
4. Closets	 N/A
5. Door	 OBSERVED
6. Door Stop Removed	 1 PHOTO
7. Door Stop Installed	 1 PHOTO
8. Door Stop Removed	 1 PHOTO
9. Door Stop Installed	 1 PHOTO
10. Floors	 1 PHOTO
11. Light Fixtures Observed	 OBSERVED
12. Other	 N/A
13. Outlet/Switch Covers	 OBSERVED
14. Overview	 1 PHOTO
16. Wireless Smoke Alarm Passed	 PASSED
17. Walls/Paint	 3 PHOTOS
18. Windows	 OBSERVED

Bedroom 3 Photos




Ceiling



Ceiling



Door Stop Removed



Door Stop Installed



Door Stop Removed




Door Stop Installed

Bedroom 3 Photos



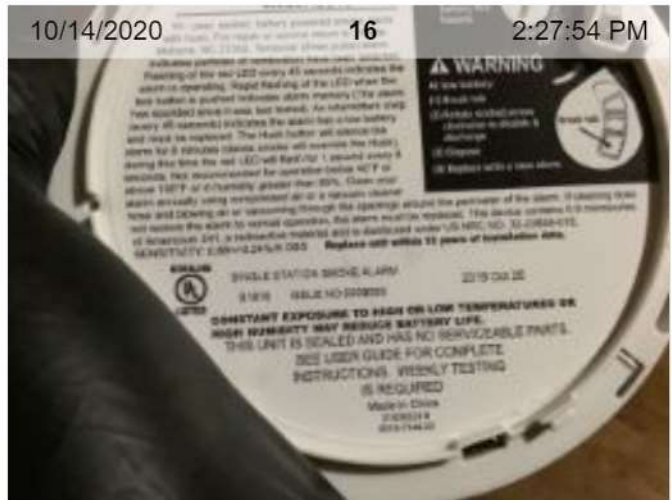
Floors



Overview




Wireless Smoke Alarm (mfd 10/2019) | Smoke test: Passed | Alarm in place (on ceiling or wall)



Wireless Smoke Alarm (mfd 10/2019) | Smoke test: Passed | Close-up of printed manufacture date




Walls/Paint























Walls/Paint

Bedroom 3 Photos




Walls/Paint

Bathroom 1 Summary

ITEM	RESULT
1. Blinds/Drapes	 OBSERVED
2. Cabinet Under Sink	 1 PHOTO
3. Ceiling	 ATTENTION
4. Closets	 OBSERVED
5. Commode	 1 PHOTO
6. Door	 OBSERVED
7. Door Stop Removed	 1 PHOTO
8. Door Stop Installed	 1 PHOTO
9. Exhaust Fan NA	 N/A
10. Floors	 1 PHOTO
11. Light Fixtures	 ATTENTION
12. Other	 N/A
13. Outlet/Switch Covers	 OBSERVED
14. Overview	 1 PHOTO
15. Shower/Fixture	 1 PHOTO
16. Sink/Faucet	 1 PHOTO
18. Towel Bars	 ATTENTION
19. Tub/Fixture	 ATTENTION
20. Walls/Paint	 3 PHOTOS
21. Windows	 OBSERVED

Bathroom 1 Photos



Cabinet Under Sink




Ceiling



Ceiling | Cracks in ceiling showing signs of settling.



Commode



Door Stop Removed



Door Stop Installed


Bathroom 1 Photos




Floors




Light Fixtures | Bulb is missing




Overview



Shower/Fixture



Sink/Faucet




Towel Bars | Towel bar is pulling away from the wall.

Bathroom 1 Photos



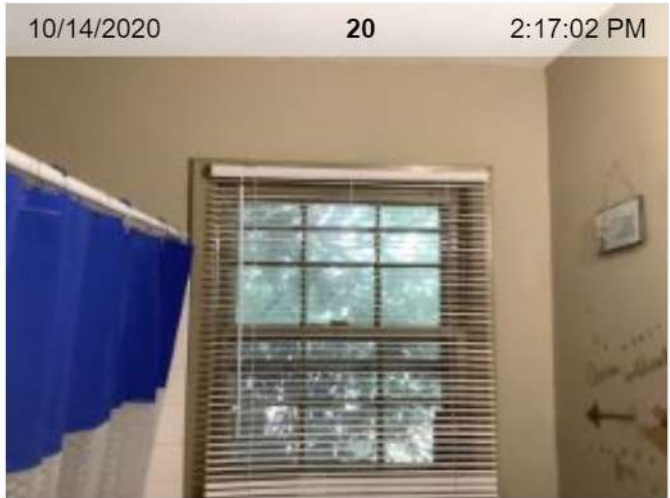
Tub/Fixture



Tub/Fixture



Walls/Paint



Walls/Paint



Walls/Paint

Laundry Room Summary



ITEM	RESULT
1. Blinds/Drapes	N/A
2. Cabinet Under Sink NA	N/A
3. Ceiling	1 PHOTO
4. Closets	N/A
5. Door	OBSERVED
6. Door Stop	N/A
7. Dryer	1 PHOTO
8. Floors	1 PHOTO
9. Light Fixtures	1 PHOTO
10. Other NA	N/A
11. Outlet/Switch Covers	OBSERVED
12. Overview	1 PHOTO
14. Wireless Smoke Alarm Failed Removed	FAILED
15. Wireless Smoke Alarm Passed Installed	PASSED
16. Utility Sink NA	N/A
17. Walls/Paint	1 PHOTO
18. Washer Connection	1 PHOTO
19. Washing Machine	1 PHOTO
20. Windows	1 PHOTO
Smell Test Musty odor	

Laundry Room Photos




Ceiling



Dryer | Whirlpool



Floors



Light Fixtures




Overview



Wireless Smoke Alarm Removed (mfd 10/2014) |
Smoke test: Failed | Alarm in place (on ceiling or wall)

Laundry Room Photos



10/14/2020 14 2:43:06 PM
Wireless Smoke Alarm Removed (mfd 10/2014) |
 Smoke test: Failed | Close-up of printed manufacture




10/14/2020 15 3:14:23 PM
Wireless Smoke Alarm Installed (mfd 10/2019) |
 Smoke test: Passed | Alarm in place (on ceiling or wall)




10/14/2020 16 3:14:23 PM
Wireless Smoke Alarm Installed (mfd 10/2019) |
 Smoke test: Passed | Alarm in place (on ceiling or wall)



10/14/2020 17 2:39:38 PM
Walls/Paint



Walls/Paint



10/14/2020 18 2:40:09 PM
Washer Connection















10/14/2020 19 2:39:56 PM
Washing Machine | Whirlpool

Laundry Room Photos




Windows

Miscellaneous Summary

ITEM	RESULT
1. Air Filter 2 NA	 N/A
2. Air Filter 3 NA	 N/A
3. Air Handler	 1 PHOTO
4. Bilco Doors NA	 N/A
5. Fire Extinguisher NA	 N/A
6. Garage Remotes/Qty NA	 N/A
7. Heat Source NA	 N/A
8. House Keys/Qty NA	 N/A
9. Mailbox Keys/Qty NA	 N/A
10. Pet Evidence NA	 N/A
11. Tobacco Remains NA	 N/A
12. Trip Hazards NA	 N/A

Miscellaneous Photos




Air Handler

Hallway/Stairway 2 Summary



ITEM	RESULT	
1. Carbon Monoxide Alarm		N/A
2. Ceiling		1 PHOTO
3. Closets		N/A
4. Door Stop Removed		1 PHOTO
5. Door Stop Installed		1 PHOTO
6. Floors NA		N/A
7. Light Fixtures Observed		OBSERVED
8. Other NA		N/A
9. Outlet/Switch Covers Observed		OBSERVED
10. Overview		1 PHOTO
11. Railings		1 PHOTO
13. Smoke Alarm NA		N/A
14. Stairs		1 PHOTO
15. Walls/Paint		3 PHOTOS
Smell Test Musty odor		


Hallway/Stairway 2 Photos



Ceiling




Door Stop Removed




Door Stop Installed



Overview



Railings




Stairs

Hallway/Stairway 2 Photos



Walls/Paint



Walls/Paint



Walls/Paint

